

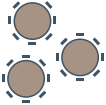
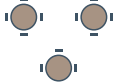


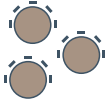


HOTEL LANDING

Capacity Chart

Event Space	Square Feet	Room Size	Ceiling Height	 Classroom Style	 Theater Style	 Rounds of 8	 Reception Space	 Conference Style	 U Shape	 Crescent Rounds of 6
Wayzata Ballroom	2700	45 X 63	10'	120	168	144	130	54	24	102
A & B Pre-Function	1292	14 X 71	10'	N/A	N/A	56	60	N/A	N/A	N/A
Meeting Room A & B	830	30 X 29	10'	48	65	40	86	18	26	36
Meeting Room A or B	415	15 X 29	10'	15	28	16	10	22	20	18
Boardroom	605	18 X 37	10'	N/A	N/A	N/A	N/A	16	N/A	N/A
Boardroom Pre-Function	1120	12 x 53 15 x 31	10'	N/A	N/A	48	50	N/A	N/A	N/A
Fireside	504	28 X 18	10'	16	42	40	42	22	20	N/A
West Mezzanine Porch	500	50 X 10	10'	N/A	N/A	N/A	40	24	N/A	N/A
South Mezzanine Porch	500	50 X 10	10'	N/A	N/A	N/A	40	24	N/A	N/A